





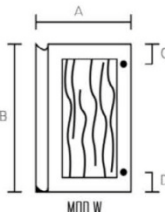
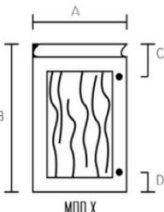
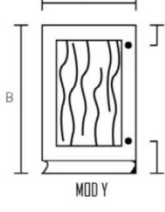
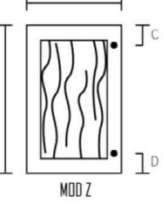


PURCHASE ORDER

 ESTIMATE

CLIENT INFO		
Distributor Name -If Any		PURCHASE ORDER: Required
Client Name		
PO Reference/Notes		
Address		
Telephone		REGULAR PRODUCTION: 10 Days + Shipping
Fax/Email		Fast Track 5 Days + Ship <i>plus</i> \$\$ <input type="checkbox"/> YES <input type="checkbox"/> NO

TYPE OF FRAME	HINGE TYPE	MODEL NO
<p><i>FINISH</i></p> <p>CA SS</p> <p>82 </p> <p>85 </p> <p>89 </p> <p>91 </p> <p>98 </p> <p>A2 FRONT MOUNTED GLASS</p> <p>CA SS</p> <p></p>	<input type="checkbox"/> BLUM <input type="checkbox"/> BLUM AVENTOS <input type="checkbox"/> BLUM CARRE <input type="checkbox"/> FERRARI <input type="checkbox"/> HETTICH <input type="checkbox"/> SALICE <input type="checkbox"/> G. GRASS <p>GLASS INSERT</p> <input type="checkbox"/> CLEAR GLASS <input type="checkbox"/> LAMINATED FROSTED GLASS	<p><i>Model W, X, Y or Z</i></p> <p> </p> <p> </p>

NOTES/INSTRUCTIONS:

NOTE: For Frames with 82 Handle - Hinge Holes Min Requirement 4" from the Edge of Handle

Item	Qty	Door Model	A Width	B Height	C Top hinge	D Bottom Hinge	Hinge Side Indicate Left or Right
		<input type="checkbox"/> W <input type="checkbox"/> X <input type="checkbox"/> Y <input type="checkbox"/> Z					
		<input type="checkbox"/> W <input type="checkbox"/> X <input type="checkbox"/> Y <input type="checkbox"/> Z					
		<input type="checkbox"/> W <input type="checkbox"/> X <input type="checkbox"/> Y <input type="checkbox"/> Z					
		<input type="checkbox"/> W <input type="checkbox"/> X <input type="checkbox"/> Y <input type="checkbox"/> Z					
		<input type="checkbox"/> W <input type="checkbox"/> X <input type="checkbox"/> Y <input type="checkbox"/> Z					
		<input type="checkbox"/> W <input type="checkbox"/> X <input type="checkbox"/> Y <input type="checkbox"/> Z					

Client Signature/Date	OFFICE USE ONLY